



Basic Operations Manual for Gorbel Crane

For the machine starts:

1. Turn on the vacuum pump.



2. Open the vacuum valve, in this way the Crane is ready to lift the glass surface.






3. Press the power button on the machine control.


When the control is on, the operator will be able to drive the crane up and down at the desired speed, either slowly or quickly.

About the machine's operation:



1. To change the orientation (from horizontal to vertical or vice versa) of the glass, you must activate the valve shown in the image and rotate the glass manually.

2. The operator should make sure that the vacuum pump is working properly, the crane's built-in pressure gauge should show in the green zone when it encounters the glass. If the needle marks the red zone, this indicates that the machine has not correctly suctioned the glass surface.



no vacuum



correct vacuum